

Bassetlaw District Council

Health and Safety Committee

10th April 2024

**Report of the Director of
Regeneration and Neighbourhood Services**

**Accident Report for the Period
1st October to 31st December 2023**

Cabinet Member: Director of
Regeneration and Neighbourhoods

Contact: Craig Taylor

1. Public Interest Test

Craig Taylor has determined in preparing this report that the report is not considered to be confidential.

2. Purpose of the Report

2.1 To provide the Health and Safety Committee with details of all reported injuries for the period October to December 2023 and to provide a comparison with the same period in 2022.

2.2 To also provide the Health and Safety Committee with a summary of all accidents by injury type, accident cause and a summary of all accidents occurring within each Service during the above period.

3. Background and Discussion

3.1 For the period 1st October to 31st December 2023, there were 9 incidents reported. This compares with 8 incidents reported during the same period in 2022.

3.2 There has been 0 “reportable injuries” during this reporting period. This compares to 2 “reportable injuries” during the same period in 2022. Details of the RIDDOR reportable injuries would be listed below.

There has been 0 working days lost as a result of RIDDOR reportable accidents from October to December 2023.

3.3 Information on the cause, injury type and location of all reported accidents within the Council for this reporting period is included in the charts at Appendix 1. Appendix 2 provides the following information:

Tables 1 & 2: Show a breakdown of different injury types and causes for all Incidents.

Results show that the biggest contributor to incidents during this period were “slips, trips and falls” (4).

Table 3: Shows a summary of all accidents by Service.
The table indicates an overall increase in the number of accidents reported (8 to 9), an increase of 1 for the same period last year.

The were no RIDDOR reportable accidents.

Table 4: There has been 2 reports of anti social, violent or aggressive behaviour incidents reported on Assure for the last period.

Anti Social Behaviour / Violent Incidents

1. **Parks & Open Spaces** – Female member of staff assaulted by an unknown male. Police informed and attending.
 2. **Tenant Services** – Tenant reported violence and aggression from his neighbour. Housing Officers advised that they would attend, as well as the Police. Housing Officers were then involved in the incident, with one being assaulted.
- 3.4 In order to give some further comparison of accident statistics over a longer period (3 Years), the quarterly accident figures from October 2019 to October 2023 have been included for information at Appendix 2.

The **total number of accidents for the current reporting period** (9) is above the “3 Year Average” of 7.5 accidents per quarter.

The number of “**Reportable**” **lost time accidents for the current reporting period** (0) is above the “3 Year Average” for “Reportable” injuries of 1.1 accidents per quarter.

- 3.5 The Safety Officers will continue to work with service managers to ensure that the causes of accidents are adequately investigated.
- 3.6 Department of Work & Pensions (DWP) accident details relating to their work at Queens Buildings will be reported to this committee for information only. There have been no incidents reported by DWP staff for this reporting period.

4. Implications

- a) For service users

Work related accidents may cause some disruption for Service Users.

- b) Strategic & Policy

Nil

- c) Financial – 24/756

There will be costs to the Council arising from workplace accidents, including, lost time due to sickness and cost of temporary cover, Investigation and First Aid treatment that will be taken from existing budgets. Some incidents will also involve costs relating to property damage, some of which may be reclaimable under insurance claims.

- d) Legal – 002/04/2024

The Council has a statutory duty to provide a safe system of work under the Health and Safety at Work etc Act 1974.

- e) Human Resources
Accidents contribute to the absenteeism problem.
- f) Climate Change, Environmental
Nil
- g) Community Safety, Equal Opportunity, Environmental
Nil
- h) General Data Protection Regulations
Nil
- i) Whether this is a key decision, and if so the reference number.
Not a key decision

5. Options, Risks and Reasons for Recommendations

Not applicable

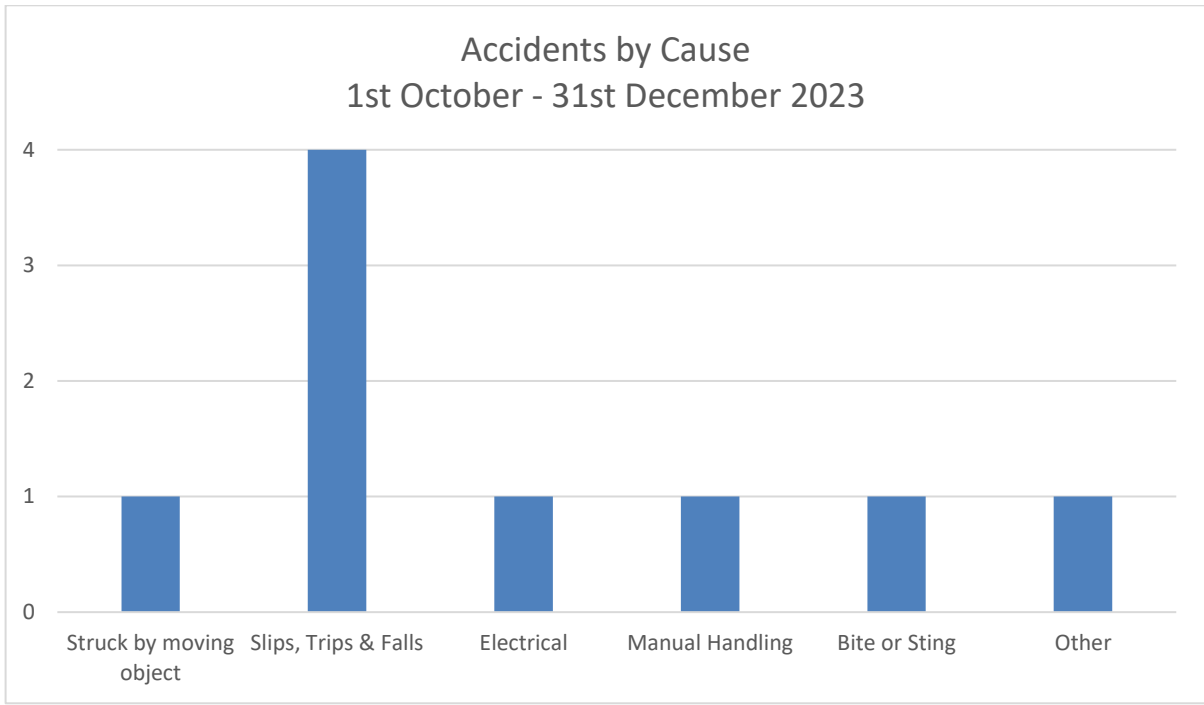
6. Recommendations

- 6.1 That the Health and Safety Committee in receiving the information regarding the number of accidents for the period October to December, discuss any measures for further addressing Health and Safety Awareness.
- 6.2 That Service Managers ensure that they continually provide their employees with the necessary information, training, instruction and supervision to enable them to carry out their jobs safely, in order to eliminate further accidents.
- 6.3 That Service Managers continue to investigate the cause(s) of all accidents arising from work activities in their areas of responsibility, in line with the Council Policy.
- 6.4 That Service Managers ensure that any remedial works identified by the above investigations are implemented as soon as possible.
- 6.5 That the Council's Safety Committee supports the above recommendations.

Summary of all accidents by cause

Accident for the period
1st October 2023 to 31st December 2023

Table 1



Summary of all accidents by injury type

Accident for the period
1st October 2023 to 31st December 2023

Table 2

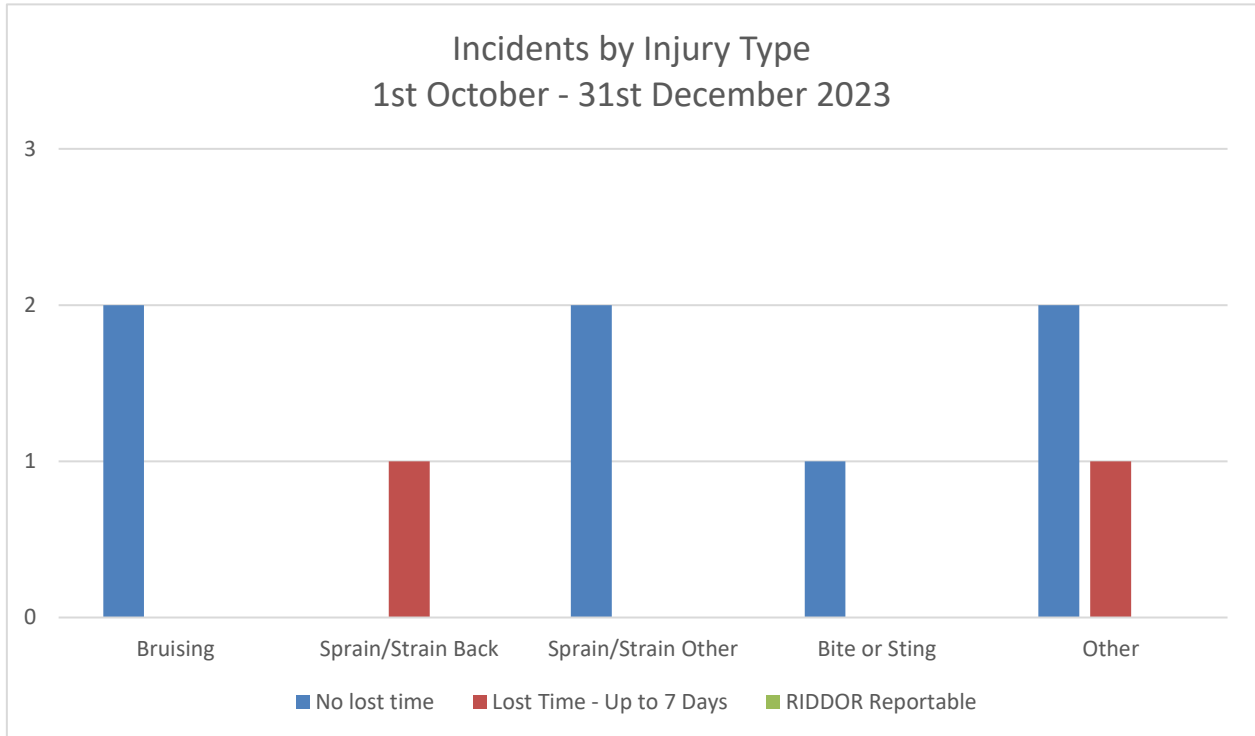


Table 3

**Summary of All Accidents by Service Area for the Period
1st October 2023 to 31st December 2023**

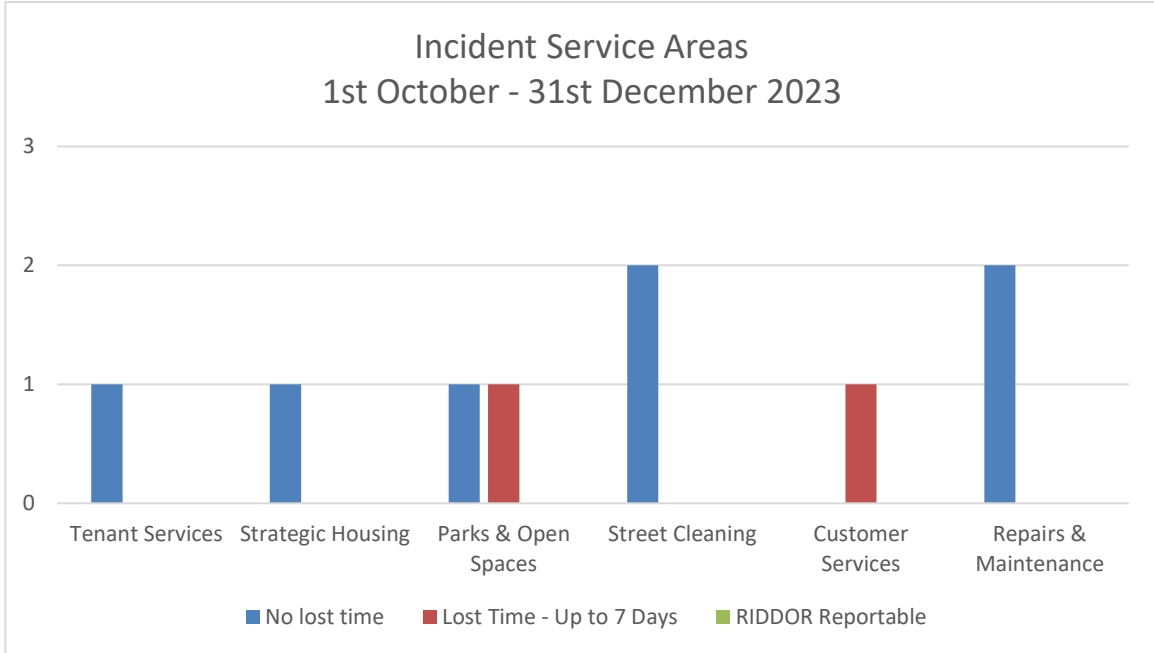


Table 4

Anti Social Behaviour / Violent Incidents
For the period 1st October 2023 to 31st December 2023 with comparison from same
2022

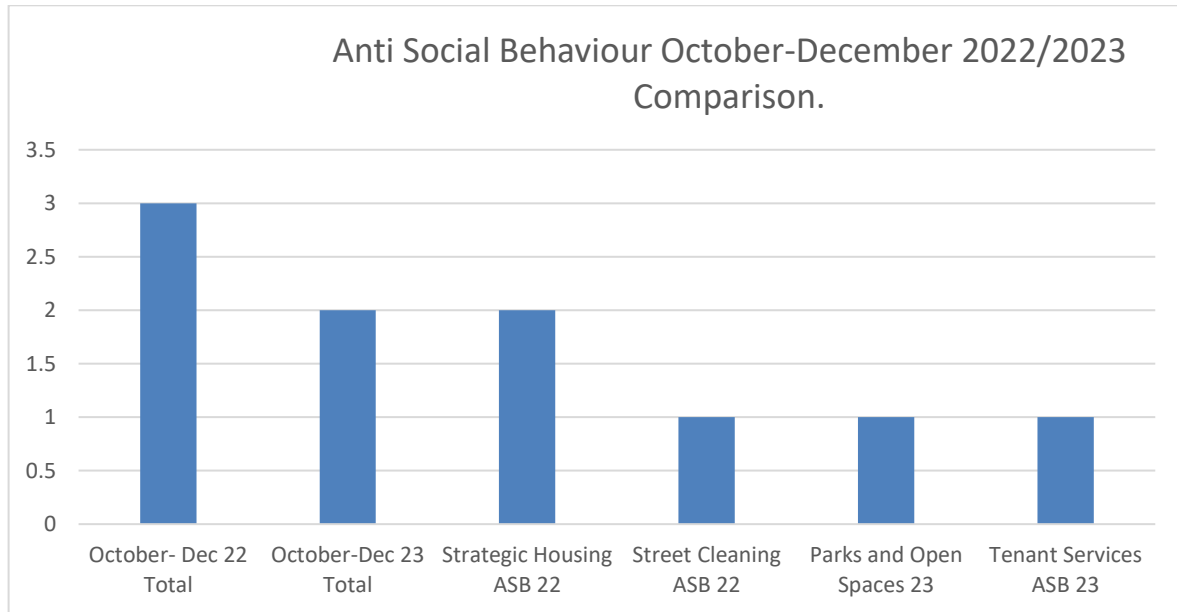


Table 5

Service	Reportable		Not Reportable		+/-
	Previous Year 2022	This Year 2023	Previous Year 2022	This Year 2023	
Neighbourhoods	2		6	4	-2
Regeneration					
Corporate Services				1	+1
Finance & Property					
Human Resources					
Housing				4	+4
Contractors etc.					
Total No of Accidents	Previous Year		This Year		+1
	8		9		

Long Term Comparison of Accidents Occurring Between 1st October and 31st December 2023

The 3 year moving average for accidents is 7.6 which is above the average of 7.5. The 3 year moving average for RIDDOR Reporting is 1 which is below the average of 1.1

